


Eco-Friendly & Professional THE NEW LED SLIM DISPLAY WL10




SLIM DESIGN WITH NARROW BEZEL

WL10 has Narrow Bezel so this can save space efficiently.



LANDSCAPE & PORTRAIT

Flexible usage with landscape or portrait display according to the display environment.



LED HIGH PICTURE QUALITY


Brightness

< WL10 >



NO GRAVITY DEFECT

Due to the injection of an optimized amount of liquid crystal, the WL10 exhibits a clear display without gravity defects in a portrait usage scene.



THE NEW LED SLIM DISPLAY

WL10 42F", 47F"



FEATURES

- Eco-Friendly (EPA, ErP, RoHS, CO₂ Reduction)
- 1,920 x 1,080 (FHD)
- Brightness : 400nit
- Narrow Bezel : 14.8mm(T/L/R), 19.4mm(B) (42F")
15.3mm(T/L/R), 19.9mm(B) (47F")
- Landscape & Portrait
- No Gravity Defect
- Low Power Consumption


SPECIFICATIONS

		WL10	
PANEL	Screen Size	42F"	47F"
	Panel Technology	IPS	
	Aspect Ratio	16 : 9	
	Native Resolution	1,920 x 1,080 (FHD)	
	Brightness	400nit	
	Contrast Ratio	1,000 : 1	1,200 : 1
	Dynamic CR	500,000 : 1	
	Viewing Angle (H x V)	178 x 178	
	Response Time	9ms (GTG BW)	
	CONNECTIVITY	Input	
Digital		HDMI(1), DVI-D(1)	
Analog		RGB(1)	
Audio		RGB, DVI-D, Component (3.5Φ 1)	
External Control		RS232C(1), RJ45(1), IR(1)	
USB		Yes(1)	
Output			
Digital		DVI-D(1)	
Audio		Yes(1)	
External Control		RS232C(1), IR(1)	
PHYSICAL SPECIFICATION	Bezel Width	14.8mm(T/L/R), 19.4mm(B)	15.3mm(T/L/R), 19.9mm(B)
	Monitor Dimension (W x H x D)	96.2cm x 56.0cm x 7.7cm	107.4cm x 62.4cm x 7.8cm
	Weight (head)	12.8kg	15.5kg
	Carton Dimensions (W x H x D)	105cm x 70cm x 16cm	118cm x 77cm x 16.5cm
	Packed Weight	16.1kg	19.4kg
	VESA™ Standard Mount Interface	200 x 200	400 x 400
ENVIRONMENT CONDITIONS	Operation Temperature	0 °C to 40 °C	
	Operation Humidity	10 % to 80 %	
POWER	Power Supply	100-240V~, 50/60Hz	
	Power Consumption		
	Typical / Smart Energy Saving	90W / 60W	95W / 65W
	DPMS	0.5W (RGB), 0.7W (DVI-D, HDMI)	
	Power Off	0.5W	

STANDARD(CERTIFICATION)	Safety	UL, cUL, CB scheme, TUV
	EMC	FCC Class "B", VCCI, C-tick, CE, KCC
	ErP / Energy Star	Yes / Yes (Energy Star 6.0)
MEDIA PLAYER COMPATIBILITY	Slot PC compatible (optional)	No
	External Media player Attachable	Yes (NC1100 / NA1100 / NA1000)
SOFTWARE COMPATIBILITY	SuperSign Elite-w lite	Yes (Editing, Scheduling, Distribution & Play, Control)
ACCESSORY	Included	Remote Controller (include battery 2ea), Power Cord, IR Receiver, CD (Owner's Manual, SuperSign Program / Manual), ESG, RGB Cable, Mounting Cable Tie
	Optional	SP-2000, ST-200T, LSW230 SP-2000, ST-200T, LSW430

※ Image may differ slightly from actual product. Specifications are subject to change without prior notice.

INTERFACE
(42F", 47F")



DIMENSION (unit : mm)

